

# Tom Hill

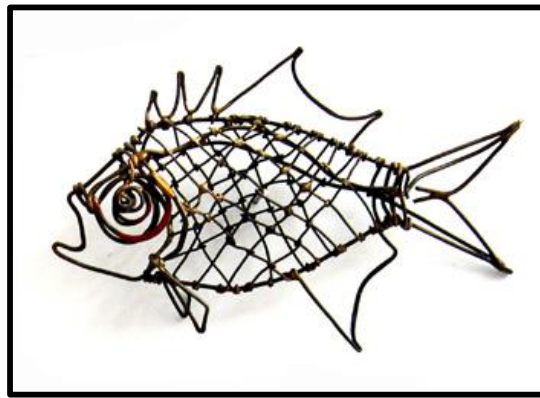
## Artist Study

Another part of researching art, is visual research, understanding the way an artist's work looks. As part of this process you will create an observational drawing.


An artist study is a piece of work you create that is as close to the original piece of artwork as possible. It can be a drawing, painting, print, collage or a sculpture etc. In this case, it will be a drawing.

Task: Create an A4 observational linear (line)\_drawing.


There are three levels of challenge to choose from.



Challenge 1



Challenge 2



Challenge 3

# Observational Drawing

Make sure you think back to everything you learnt in the drawing project before Christmas:

**Scale/Size/Edge to Edge**

**Shape** (outline)


**Proportion** (size of all the different sections)

**Accuracy** (As close to the original images as possible)


**Construction Lines** (to help you plan your drawing)

**Sketching** (light pressure, can be easily changed and refined/improved)


**Refined Lines** (bolder, darker lines added afterwards)



Challenge 1



Challenge 2



Challenge 3